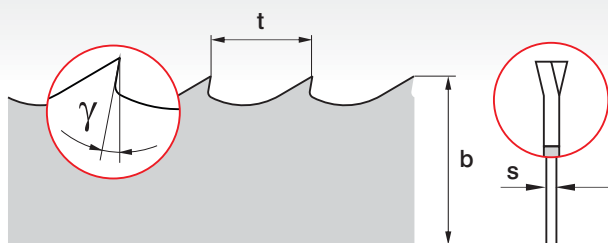
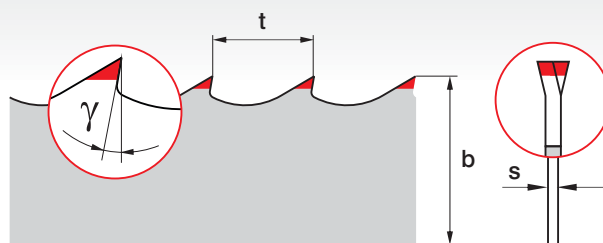


Medium band saws

Tytan Säge Gold Säge Silver Säge




raw, RO



HORN

→ Tytan Säge | Tytan Säge HORN

b x s [mm] 35 x 1,1 40 x 1,1 (Uddeholm)




→ Gold Säge | Gold Säge HORN

b x s [mm] 32 x 1,1 33 x 1,0 35 x 0,8 35 x 0,9 35 x 1,0 35 x 1,1 38 x 1,15 40 x 1,0 40 x 1,1 42 x 1,0 50 x 1,0 60 x 1,0



→ Silver Säge | Silver Säge HORN

b x s [mm] 32 x 1,1 35 x 0,9 35 x 1,0 35 x 1,1 40 x 1,0 40 x 1,1 50 x 1,0 50 x 1,1



tytan gold silver

Tytan Säge Gold Säge Silver Säge

General information

→ Basic information

Saws available: **raw**, **RO** (set, sharpened), **HORN** (hardened, set, sharpened).

We manufacture saws for **soft wood** as well as for **hard** and/or **frozen wood**. The latter ones should be additionally **marked with T symbol while ordering**.

Pitches available: **t=22,23** mm / b=50 mm and b=60 mm: **t=22,23** mm or **t=25** mm.

Steel: **Swedish alloy steel** (Tytan Säge), **alloy steel** (Gold Säge), **alloy carbon steel** (Silver Säge).

→ Hardness of saws

Saw's name	Tytan Säge	Tytan Säge HORN	Gold Säge	Gold Säge HORN	Silver Säge	Silver Säge HORN
Saw's body	47-49 HRC	47-49 HRC	45-47 HRC	45-47 HRC	43-45 HRC	43-45 HRC
Hardened teeth	-	59-62 HRC	-	56-59 HRC	-	53-56 HRC

→ Use

Saws for sawing any kind of wood. **Tytan Säge HORN** provides highly effective performance on hard wood, frozen wood, exotic wood and wood with large density. **Tytan Säge** provides highly effective performance on hard wood and frozen wood. **Gold Säge HORN** provides highly effective performance on hard wood, frozen wood, exotic wood and wood with large density. **Silver Säge HORN** provides highly effective performance on hard wood and frozen wood.

→ Rules of usage

Cooling - the saw requires very abundant cooling to prevent overheating. In summer water is recommended for cooling; during winter season, however, it is recommended to use crude oil for cooling.

→ Working time (h + 12 h rest time = sharpening)

Tytan Säge **3 h** | Tytan Säge HORN **3,5 h** | Gold Säge **2,5 h** | Gold Säge HORN **3 h** | Silver Säge **1,5 h** | Silver Säge HORN **2 h**

→ Sharpening

Ro-Ma or ANDRE bakelite abrasive disk; with borazone Ro-Ma abrasive disk adapted to the geometry of the teeth (with oil cooling). The cutting edge's height of the saws should be as follows: **5,2** mm (for hard wood) or **6,5** mm (for soft wood).

→ Setting

At 2/3 height of the tooth measured from its tip. Recommended setting values are measured to the side from the saw's body on the sharpened saw. For soft raw wood they should be: **0,40** mm to **0,65** mm per side; for hard and/or frozen wood: **0,30** to **0.45** mm per side.